


Winnemucca Nevada



# World Tournament Report 2021

# World Champions

Cadet Boys



Hastiin Begaye—CA

Won	5
Lost	0
Points	213
Ringer	98
Ringer%	81.67

Cadet Girls



Evelyn Espinola—CA

Won	3
Lost	0
Points	122
Ringer	31
Ringer%	25.83

Junior Boys



Riley Malino—CT

Won	6
Lost	1
Points	282
Ringer	201
Ringer%	64.01

Junior Girls



Sarah Chaffee—WI

Won	5
Lost	0
Points	207
Ringer	110
Ringer%	88.71%



# World Champions

Men



Alan Francis—OH

Won	15
Lost	0
Points	628
Ringer	644
Ringer%	87.26

Women



Joan Elmore—TN

Won	13
Lost	2
Points	584
Ringer	723
Ringer%	75.16



Picture courtesy of Billy Weeks

---

# World Champions

Senior Men



Senior Women



Jacob Fimbres—AZ

---

Won	11
Lost	1
Points	490
Ringer	408
Ringer%	66.23

Sheila Shepard—CO

---

Won	6
Lost	1
Points	266
Ringer	147
Ringer%	55.26

Elders Men



Ronald LeGrand—MO

---

Won	13
Lost	2
Points	622
Ringer	628
Ringer%	72.85



---

# 2020/2021 Awards

## Arch Stokes Award—2020



Mel Yockstick—CO

Mel “The Stat Man” has pitched in the Denver Metro Horseshoe League for 47 years. He has compiled and published Colorado stats and history for 40 years and has contributed significantly as the NHPA Statistician by making key statistics and historical information available on the NHPA website.

## Arch Stokes Award—2021



Aleena Lapek—WI

Alena was the NHPA Junior Director from 2012 to 2019. She was a constant promoter of the junior division and the pitcher’s loved her. She made the WT experience fun for all skill levels. She started the first social media page for Cadets and Juniors and continues to encourage participation for those of all ages.

## Presidential Award—2020



Kurt Whaley—SD

Kurt has impacted our sport as much as any person in NHPA history as the author of HSMaster, HSScorekeeper, and eShoe. HSMaster is now fully integrated with eShoe making membership and averages easy to update/track.

## Presidential Award—2021



Mel Yockstick—CO

As NHPA World Statistician, Mel researched and documented charts and lists of accomplishments about the World Tournament. He coordinated getting the data placed on the NHPA Webpage including the World Tournament Participation file for all NHPA pitchers.

---

# 2020/2021 Awards

## Hall of Fame

2020



Sheila Sheppard—CO

Sheila has been a member of the NHPA for over 30 years and has participated in 16 World Tournaments including 15 Championship Finals. She was in the Women's Championship Finals 4 times and has been in the Senior Women's Championship Finals 11 times. In the Senior Women's Championship Finals, she has won the World Championship 7 times, placed second 3 times and third 1 time. Her combined ringer percentage for those 11 events is 71.13%. Sheila has been the Colorado Women's State Champion 11 times. She has been a member of a team that participated in the NHPA National Sanctioned League Championship Tournament 10 times with one 1st place finish and six 2nd place finishes. She has participated six times in the Team World Tournament in Beloit, WI and her team won the event 4 times, placed second 1 time, and has participated in the ladder finals every year she was there. She has been the CHPA Tournament Director for 84 tournaments from 1997-2019 and the CHPA State Secretary from 2002-2019.

Sheila was inducted into the Colorado Hall of Fame in 2006 for her pitching excellence.



John Lindmeier—IL

Received by Rich Hardt, grandson of John Lindmeier

John was an avid horseshoe pitcher for many years but was only able to qualify into the World Tournament Men's Championship classes eight times during a period from 1946 thru 1960. That was in the days of onsite qualifying and a person raising a family could not always make that trip just for the opportunity to try and qualify into a 36-person class Championship Class. In his 8 appearances in the Championship Class, he did place in the top ten 5 of those years. His two highest finishes were a 4th place in 1953 and 5th in 1951. His combined ringer percentage for those 8 appearances was 73.63%. John was elected the NHPA 2nd Vice President in 1951. Being from Illinois, John was able to appear on the Chicago TV series Pitching Championship Horseshoes five times. He won the gold horseshoe 4 times.

---

# 2020/2021 Awards

## Hall of Fame

### 2021



**Stuart Sipma—ND**

Stu has been very active in Bismarck's horseshoe organization serving in many leadership roles including President and Board of Directors. He is a strong recruiter of new pitchers and was instrumental in bringing the World Tournament to Bishop in 2000. He was the overall coordinator of the WT which was very successful. In 2003 he became the NHPA 5th VP and worked with the Rules and By-Laws committees helping to update and change both documents. Stu became the NHPA President in 2010 and remained there till 2021. Under his leadership, the NHPA progressed in many ways some of which include, adopting HSMaster as the official Stat program, the implement of electronic scoring at the WT using HSScorekeeper, introduction of cameras making parts of the WT visible on the NHPA webpage, updating the webpage, and the introduction and implementation of the powerful software eShoe. The eShoe program has brought the NHPA into the modern era of both membership and stat tracking. Stu received NHPA Stokes Memorial Award in 2008 and was inducted into North Dakota's HOF in 2003.


**Glenn Anderson—IL**

Glenn qualified for the Men's Championship Class nine time from 1950 to 1958. He pitched against the large group of great 1950's pitchers and had a winning record seven times. His WT average was 72.14% and he won 161 games. He was very active in the Illinois and Midwest areas. His life was cut short by an auto accident which ended his WT string of qualifying rounds.



**Charles Bobbitt—OH**

Charles only pitched in two World Tournaments as far as records show finishing 2nd in the summer of 1920 and winning the World Championship in 1921. He may have pitched in other events in the 19 teens which may have been pitched and the data lost, or they may not have occurred. He had a record of 35 and 1 with 799 ringers to finish 2nd in 1920. Charles won the WT with a 20-1 record and 439 ringers in 1921. The win loss record in deceiving because the winner was determined using total points. This was the last year for that process and was also his last WT. It is believed that he pitched in several Ohio Championships.



He was elected to the Ohio HOF in 1979.



---

HALL OF FAME  
by Vicki Winston



Hello everyone. I am writing this after returning home from my visit to the World Tournament in Winnemucca, NV. Winnemucca is just a little over 1,500 miles from my back door, so it was quite a drive for me, since I was alone. However, I made it as easy on myself as I could and took 3 days each way and had a safe trip. I hope those who drove much longer distances also had safe travels. There were folks from much further east than I am who drove. The New England States and Florida are just a few locations from which people drove.

Congratulations to all of the 2021 World Champions, even if I don't mention you by name. The first weekend, Missouri almost had a Junior Boys World Champ, but Leon Wolken fell a few points short. We do have the new Elders Champ. Congratulations to Ron LeGrand. I do want to especially congratulate Joan Elmore on her Women's Championship, because this is her 10th title and places her in a tie with me for a record I've held since 1981. Forty years is a long time and I am still a co-holder of that record. Joan is going to have to win another one before she can own it by herself and I have no doubt that she will set her sights on that. Records are made to be broken, so good luck to her. I think she might have a better chance of doing that than anyone will ever have in breaking the record that Alan Francis holds and continues to add to almost every year. If I am counting correctly, this year makes 25 Men's World Championships for Alan. In case you don't know, he's a product of Missouri and only moved to Ohio after he got acquainted with Amy. We still take credit for all that we taught him while he was here. Ha!

I did not attend the annual NHPA Convention, as I was not a delegate, so made it a little easier on myself, as Sunday is always a busy day. I did attend the 2:00 p.m. NHPA non-denominational chapel service. We missed our NHPA Chaplain, Ken Heinritz, who was at home helping his wife who is undergoing cancer treatments. However, Russ Phillips and his assistants did a fine job in substituting for Ken and we also enjoyed the beautiful voice of Amy Francis again as she shared a message in song. If you've never been to a chapel service, but heard Amy's rendition of the National Anthem this year at the courts, then you will know about Amy's beautiful voice and what you have missed at many NHPA chapel services through the years.

Sunday evening was topped off by a wonderful banquet and the NHPA was able to hand out all of the special awards for the past two years, since there was no World Tournament or Banquet in 2020. I was privileged to officiate during the Hall of Fame Induction Ceremonies, where we honored Sheila Shepard and John Lindmeier as the inductees from 2020. Sheila was present, but John has been deceased for many years and his plaque is being delivered to a grandson, who lives in the Kansas City area. The 2021 inductees are Glenn Anderson, Charles Bobbitt and Stuart Sipma. Glenn Anderson has been deceased for many years and his plaque was taken to the Illinois HOF until such time as some distant relative might be located. Glenn was not married and did not have any children. Charles Bobbitt has been deceased for many years and his plaque was taken to the Ohio Hall of Fame, until such time as a descendant might be located. Stuart Sipma was there in person and accepted his plaque after his son, Justin, had given his induction speech. **Please note: We are still looking for a photo of Harry G. Haynes (Ohio) and John Lindmeier (Illinois). If anyone can help us with locating a photo from the past, it would be very much appreciated.** A group photo was taken of Hall of Fame members before the auction began. Our group photo seems to have fewer people in it each year. The location of the World Tournament may sometimes have something to do with that, but we continue to lose people that are on the list. Father Time does not take any days off.

Following the close of the Hall of Fame Induction Ceremony and all of the serious business of the evening, an auction of some donated items was held for the benefit of the NHPF. The bidding was spirited and often humorous. It's always good to end the banquet and program with a little fun. Thanks to everyone who helped out the NHPF and often kept us laughing.

On Tuesday of the second week of the tournament, I was able to hold meetings with Hall of Fame Committee members who were in Winnemucca. It was quite unusual to actually have 11 of the 15 committee members present. I held a short meeting with some members who were pitching while the first meeting was being held. There are always HOF committee members pitching in every shift during the day. It was good to meet in person with the committee again. That hasn't happened since 2018. There were a few suggestions that we feel might be worthy of further discussion and I will be writing those up and presenting them to the entire committee via e-mail for their thoughts and input. My work isn't done. I will notify you in a future article if the HOF Committee makes any changes in our procedures.

---

(Continued...)

My visit to Winnemucca was also sort of a family reunion. My brother and his wife, Barry and Barbara Chappelle (Portland, OR) attended the tournament for a few days also and Barry pitched the first 3 days of the second week. They also celebrated their 58th wedding anniversary while in Winnemucca. I hadn't seen them since the tournament in Florence, SC in 2018. My oldest son, Keith, and his companion, Deb, (Desert Hot Springs, CA) camped for 3 nights at the fairgrounds on their way to Nebraska. The five of us got some visiting done and also were able to have a nice dinner together one evening. It was also good to see many friends I've known for a long time and to also make a few new acquaintances during the 6 days I spent at the tournament. It was nice to see Walter Ray's mother, Esther Williams, and one day I met Jesse Gonzales as he and his daughter were heading for an exit. We had a nice little visit. Those were people from days gone by. A person just never knows who they might see at a World Tournament. Perhaps that's partly what keeps some people coming back whenever possible. Our horseshoe family contains many people who are special to us, especially if we've been around for awhile.

Don't know what the next year will bring, but I've picked up information from the booth that Monroe, LA had set up. That one will be closer to me than Winnemucca. A lot of days have to come and go before it's time to be making plans for that one. However, it's not too early to be sending in Hall of Fame Nominations for 2022. The deadline for those is January 31, 2022, but it's good to get them in ahead of that time. The HOF Committee can't elect people to the Hall of Fame if they aren't nominated. A nomination form is available on the HOF link of the NHPA website. Any NHPA member or sanctioned NHPA club can submit a nomination. Nominations sent via e-mail are not permitted.

That's all for this time. Stay well and if you've never gotten the Covid vaccine, what are you waiting for? We don't want to lose anymore horseshoe pitchers or members of their families!!

Vicki



Picture courtesy of Billy Weeks

---

# 2020/2021 Awards

## Regional Director Award—2020



Ron Smith—LA

Ron led the crews in WT setup 2011-2017, assisted the Special Olympics in LA to teach children to pitch horseshoes, and supports the Cajun Horseshoe Pitchers Association.

## Achievement Award—2020



Kay Keskinen—ID

Kay has promoted horseshoe pitching throughout the state of Idaho and worked with the city of Moscow to get courts built. She was the assistant editor of the Idaho Newsletter in 2011 and took over as editor in 2014. She enhances the Idaho webpage and is an outstanding asset to the Idaho charter.

## Regional Director Award—2021



Pep Plummer—ID

Pep has been an active participant since joining the NHPA. He has served faithfully as the Idaho Regional Director and helped in court setup for all WT's since 2013 except New York.

## Achievement Awards—2021



Steve Gibson—UT

Steve played a significant role in providing an alternative to in-person pitching which allowed horseshoe pitchers around the globe to pitch horseshoes online using mobile technologies. He worked jointly with the NHPA leadership to assist in developing a sanctioned on-line tournament format for interested pitchers.



---

# 2020/2021 Awards

## League Director Award—2020



**Fred Lane—WI**

Fred joined the NHPA in 2015, became the Wisconsin State Charter's Director of Publicity in 2016, organized a new horseshoe club in Stevens Point and spearheaded a bid to host the World Tournament. He ran the IT setup and oversaw the electronic portion of the WT statroom.

## League Director Award—2021



**Nick Blank—NE**

Nick took over the Greater Omaha Horseshoe League in 2016 where he is also the Secretary and Treasurer. He keeps stats for four leagues which has a complicated doubles system of play. He is constantly recruiting new members and even throws the end of the year party. He is an excellent league director who loves his job.

## Membership Awards—2019



**Idaho**

32% growth from 2018 to 2019

## Membership Awards—2019



**Arizona**

32% growth from 2018 to 2019

# 2020/2021 Awards

## Membership Awards—2020



### New Jersey

40.35% growth from 2019  
to 2020

### NHPA Perfect Games 2020-2021

8/12/2020	Alan Francis	OH	Mail-In	30
8/12/2020	Alan Francis	OH	Mail-In	30
9/30/2020	Maxine Griffith	TN	Mail-In	40
10/9/2020	Ken Fraser	NY	Shop-Online	20
10/24/2020	Sue Laughlin	NY	Shop-Online	20
11/14/2020	Marlene Ray	TN	Mail-In	40
11/16/2020	Raymond Bedard	MA	David Rioux	22
6/6/2021	Alan Francis	OH	Ocie Holloway	16
6/24/2021	Karen Graham	NY	Shop-Online	20



---

If you want to enjoy some awesome pitchers and some great competition at the World Tournament, you don't want to miss out on watching the Cadets Girls, Cadet Boys, Junior Girls and Junior Boys! The future leaders of the NHPA are growing up before our eyes as they lead the way in each of their divisions. Without exception, the top ringer % pitchers in each of the divisions was the division champion.

**Cadet Girls**—Even with a small group in this division, Evelyn Espinola (CA) dominated the Cadet Girls competition. She averaged 25.83% with Mackenzie Rasmussen (MN) coming in 2nd.

**Cadet Boys**—Hastiin Begaye (CA) easily captured this division with his high game of 93.75% vs. Ian Allen (CA). There were only 10 points scored against Hastiin in the Championship division. With an average of 81.67% in the Cadet division, it was an easy trail to the first place victory. Hastiin will be a new addition to the Junior Boys division in 2022 and will be ready to compete with his new challengers in that division.

**Junior Girls**—One of the most exciting pitchers in the World Tournament this year was Junior Girl Sarah Chaffee (WI). With an entry average of 87.78%, Sarah exceeded that by pitching 88.71% for the Championship division. There were only 7 points scored against Sarah during the Championship competition. Sarah finished the World Tournament with the highest overall ringer % of the tournament. She brought excitement into the pitching area by pitching a perfect 20 shoe game vs Lily Strong (GA) 42-0. She missed another perfect game by only throwing 13 of 14 ringer shoes vs. Lillyan Kildahl (WI). Sarah has jumped ahead to join the Women's Division for 2022 and will bring a young challenge to her new division. We are looking forward to another strong year of competition with the new addition in 2022.

**Junior Boys**—Riley Malino (CT) led the field with 64.01% for the Championship division, but the high percentage game for the division came from Leon Wolken (MO) vs. Warren Highley (MO) with 70%



**Sarah Chaffee—WI**



**Hastiin Begaye—CA**



# Cadet Boys Champions



## Cadet Boys Championship Thursday, Jul 22 2021 5:30 PM (Rank: W/L - Rgr% - H2H - OvrAvg)

Pos	Name	Entry Avg	St	Won	Lost	Pts	Rgrs	Sh	R%
1.	Hastiin Begaye	76.50	CA	5	0	213	98	120	81.67
2.	Conner Kildahl	24.50	WI	4	1	167	78	214	36.45
3.	Adakai Begaye	39.00	CA	3	2	152	85	218	38.99
4.	Paxton Rather	18.75	NV	2	3	121	51	232	21.98
5.	Logan Scott	10.50	UT	1	4	108	36	234	15.38
6.	Ian Allen	11.25	CA	0	5	79	19	210	9.05

# Cadet Girls Champions



**Cadet Girls Championships**    **Thursday, Jul 22 2021 5:30 PM**    (Rank: W/L - Rgr% - H2H - OvrAvg)

<u>Pos</u>	<u>Name</u>	<u>Entry Avg</u>	<u>St</u>	<u>Won</u>	<u>Lost</u>	<u>Pts</u>	<u>Rgrs</u>	<u>Sh</u>	<u>R%</u>
1.	Evelyn Espinola	31.75	CA	3	0	122	31	120	25.83
2.	Mackenzie Rasmussen	7.50	MN	0	3	22	6	120	5.00



# Junior Boy's Champions



## Junior Boys Championship Thursday, Jul 22 2021 5:30 PM (Rank: W/L - Rgr% - H2H - OvrAvg)

Pos	Name	Entry Avg	St	Won	Lost	Pts	Rgrs	Sh	R%
1.	Riley Malino	62.50	CT	6	1	282	201	314	64.01
2.	Leon Wolken	58.06	MO	5	2	278	197	332	59.34
3.	Walker Forrester	56.94	OK	5	2	261	197	352	55.97
4.	Aaron Hanes	53.06	NC	5	2	249	174	344	50.58
5.	Teodoro Espinola	47.50	CA	3	4	223	157	316	49.68
6.	Luke Zepponi	42.50	CA	2	5	153	123	314	39.17
7.	Warren Highley	43.06	MO	1	6	143	126	316	39.87
8.	Coulson Ohms	47.22	UT	1	6	138	109	308	35.39



# Junior Girl's Champions



## Junior Girls Championship Thursday, Jul 22 2021 5:30 PM (Rank: W/L - Rgr% - H2H - OvrAvg)

Pos	Name	Entry Avg	St	Won	Lost	Pts	Rgrs	Sh	R%
1.	Sarah Chaffee	87.78	WI	5	0	207	110	124	88.71
2.	Kalie Trujillo	31.39	NM	4	1	169	86	184	46.74
3.	Lizy Jordan	51.11	CT	3	2	140	76	186	40.86
4.	Sadie Wolken	25.00	MO	2	3	102	59	208	28.37
5.	Lily Strong	28.89	GA	1	4	89	48	204	23.53
6.	Lillyan Kildahl	26.39	WI	0	5	84	37	218	16.97

# Men's Champions



**Men Champion** Tuesday, Jul 27 2021 2:00 PM (Rank: W/L - Rgr% - H2H - OvrAvg)

Pos	Name	Entry Avg	St	Won	Lost	Pts	Rgrs	Sh	R%
1.	Alan Francis	85.17	OH	15	0	628	644	738	87.26
2.	Dan Watson	71.83	AL	12	3	548	541	710	76.20
3.	Tyler Howard	75.50	KY	12	3	524	587	802	73.19
4.	Gary Bearpaw	75.17	OK	11	4	578	653	868	75.23
5.	Gale Greene	69.33	VT	8	7	486	521	782	66.62
6.	Rick Birmingham	66.17	CA	8	7	460	526	818	64.30
7.	Walter Ray Williams Jr	67.17	FL	8	7	451	489	772	63.34
8.	Gary Opper	64.00	ID	7	8	491	559	820	68.17
9.	Tom Williams	61.33	MI	7	8	458	486	760	63.95
10.	Michael Bowman	64.01	MO	7	8	422	518	826	62.71
11.	Austin Bailey	63.33	IL	6	9	483	605	898	67.37
12.	Matt Fuller	64.17	WA	6	9	434	512	820	62.44
13.	Cole Pearson	59.50	NE	5	10	464	587	888	66.10
14.	Jerry Dean	61.50	MD	5	10	385	501	790	63.42
15.	Foster Kenton Jr.	60.77	NV	3	12	339	403	720	55.97
16.	Randy Smith Jr	60.00	CT	0	15	314	393	712	55.20



---

One of the biggest challenges of the World Tournament is to figure out how to stop the winningest athlete in the world, Alan Francis (OH)!

Alan came in with 85.17% ringers and finished with 87.26% with Dan Watson (AL) in 2nd (76.20%), Tyler Howard (KY) 3rd (73.19%) and Gary Bearpaw (OK) 4th (75.23%). The top 4 ringer %'s in the division captured the top 4 spots.

Alan continued his dominating horseshoe pitching by winning his 25th World Tournament with a 15-0 record. He was the only person in the championship class pitching games above 90%, which he did 5 times: 95.45% vs. Jerry Dean (MD), 94.12% vs. Tom Williams (MI), 93.75% vs. Gale Greene (VT), 92.86% vs. Austin Bailey (IL), and 92.5% vs. Walter Ray Williams (FL).

One of the most competitive games in the division was with Alan Francis (OH) and Gary Bearpaw (OK). Gary finished with 82.29% against Alan's 84.38% in a 41-34 loss to Alan. It was the closest that anyone came to giving a loss to Alan.

# Alan Francis



## 25 World Titles



# Women's Champions



**Women Champion Tuesday, Jul 27 2021 2:00 PM** (Rank: W/L - Rgr% - H2H - OvrAvg)

Pos	Name	Entry Avg	St	Won	Lost	Pts	Rgrs	Sh	R%
1.	Joan Elmore	69.00	TN	13	2	584	723	962	75.16
2.	Doris Hieden	75.67	TX	12	3	598	685	904	75.77
3.	Shalee Cason	77.00	FL	11	4	565	564	770	73.25
4.	Amy Francis	64.17	OH	11	4	525	625	906	68.98
5.	Theresa Howe	76.17	MA	10	5	583	714	946	75.48
6.	Aleena Lepak	71.33	WI	10	5	499	632	862	73.32
7.	Maxine Griffith	73.67	TN	10	5	530	654	900	72.67
8.	Marlene Ray	72.00	TN	9	6	529	619	900	68.78
9.	Melanie Zerr	68.67	MO	7	8	521	622	924	67.32
10.	Jennifer Gegg	57.17	MO	6	9	472	611	930	65.70
11.	Penny Steinke	68.17	WI	6	9	445	516	788	65.48
12.	Shelly Ryder	55.63	WA	5	10	485	534	850	62.82
13.	Kelly Glidewell	66.83	VA	3	12	419	536	868	61.75
14.	Tami Gilbert	61.50	OR	3	12	392	457	786	58.14
15.	Karen Graham	57.33	NY	2	13	341	423	746	56.70
16.	Ellen Perry	61.51	NY	2	13	274	355	674	52.67

---

Joan Elmore (TN) had her goal set on adding her 10th World Championship this year and she accomplished her goal!

Even with a 75.16% ringer average for the Championship class, competition was tough. Joan's two losses came at the great pitching from Amy Francis (OH) (39-41) and from Jennifer Gegg (MO) (11-41) with Jennifer hitting 80% ringers in the win.

The longest game in the division was in the match between Joan Elmore and Theresa Howe that went 112 shoes before 40 points was reached.

The high game, however, came from Shalee Cason (FL) who pitched 94.44% when pitching against Aleena Lepak (WI).

The Women's division was one of the strongest divisions with the number of pitchers with high ringer percentage games. (There were 23 games that were 80% or higher.)



Joan Elmore—2021 World Women's Champion



# Senior Men's Champions



**Sr. Men Champion Tuesday, Jul 27 2021 9:00 AM** (Rank: W/L - Rgr% - H2H - OvrAvg)

<u>Pos</u>	<u>Name</u>	<u>Entry Avg</u>	<u>St</u>	<u>Won</u>	<u>Lost</u>	<u>Pts</u>	<u>Rgrs</u>	<u>Sh</u>	<u>R%</u>
1.	Jacob Fimbres	67.33	AZ	11	1	490	408	616	66.23
2.	Gary Roberts	57.83	OH	10	2	430	320	576	55.56
3.	Raymond Bedard	62.00	MA	9	2	431	332	578	57.44
4.	David Mallory	50.33	OK	7	4	411	301	546	55.13
5.	Rick Howe	62.50	MA	6	5	385	336	586	57.34
6.	Ken Fraser	58.83	NY	5	6	405	321	564	56.91
7.	Roy Buhler	45.83	UT	5	6	342	244	504	48.41
8.	Carroll Heaton	49.01	UT	4	7	297	249	510	48.82
9.	Dennis Wilson	55.00	PA	3	8	292	250	496	50.40
10.	Isaiah Lee	44.17	AZ	3	8	310	266	568	46.83
11.	Ken Jones	47.33	NM	2	9	282	273	566	48.23
12.	Steven Gibson	49.00	UT	2	9	265	227	502	45.22



---

The Senior Men Division provided some great competition as well. Jacob Fimbres (AZ) led the field of pitchers with 66.23% ringer percentage and ended with an 11-1 record. Jacob's only loss came in his game against NHPA president elect Gary Roberts (OH), who finished second in the division ahead of Raymond Bedard (MA). Jacob and Raymond Bedard gave Gary Roberts his only two losses in the division as well.

Jacob was on top of his game as a no-step pitcher with 4 of his 12 games above 70% ringers. He pitched 75% against Gary Roberts, 74% against Isaiah Lee (AZ), 73.91% pitching against Steven Gibson (UT) and 71.43 against David Mallory (OK).

The only other 70% games were pitched by Gary Roberts (OH) vs. Isaiah Lee (AZ) and David Mallory (OK) against Carroll Heaton (UT).



# Senior Women's Champions



**Sr. Women Champ Tuesday, Jul 27 2021 9:00 AM** (Rank: W/L - Rgr% - H2H - OvrAvg)

<u>Pos</u>	<u>Name</u>	<u>Entry Avg</u>	<u>St</u>	<u>Won</u>	<u>Lost</u>	<u>Pts</u>	<u>Rgrs</u>	<u>Sh</u>	<u>R%</u>
1.	Sheila Shepard	59.83	CO	6	1	266	147	266	55.26
2.	Diane Luiz	41.83	CA	5	2	253	147	296	49.66
3.	Denise Hays	51.83	MO	4	3	255	171	332	51.51
4.	Helen Laumbach	45.00	NM	4	3	218	144	314	45.86
5.	Sharon Chiddister	50.83	IN	4	3	239	144	330	43.64
6.	Jan Knaub	43.33	CO	2	5	192	156	346	45.09
7.	Laurie Lampkin	40.50	KY	2	5	197	133	300	44.33
8.	Mary Fimbres	38.83	AZ	1	6	190	140	340	41.18



---

Sheila Shepard (CO) added to her horseshoe pitching history by securing her 8th World Tournament Championship. Sheila pitched 55.26% for the Senior Women Division and ended with a 6-1 record. Her single loss came from Diane Luiz (CA). Sheila did not pitch her normal percentage that game with 37.5% and lost to Diane Luiz 43.75% with a 24-40 ending score.

Sheila had the high game of the division with 75% against Laurie Lampkin (KY). She also pitched 70.59% against Sharon Chiddister (IN). There was another 75% game pitched by Diane Luiz (CA) who ended with 2nd in the division ahead of Denise Hays (MO). Her 75% game came against Helen Laumbach (NM).



8 times World Champion  
Sheila Shepard



Francis family picture with Alan, Amy  
and Alex



2021 NHPA Officers...Preparing to  
hand out trophies and prize money



# Elder's Champions



## Elders Champion Tuesday, Jul 27 2021 9:00 AM (Rank: W/L - Rgr% - H2H - OvrAvg)

Pos	Name	Entry Avg	St	Won	Lost	Pts	Rgrs	Sh	R%
1.	Ronald LeGrand	68.33	MO	13	2	622	628	862	72.85
2.	Zane Goggin	74.06	GA	12	3	581	600	830	72.29
3.	Mike Massari	68.67	AZ	12	3	571	567	788	71.95
4.	Roger Vogel	74.50	KS	12	3	555	615	886	69.41
5.	James Cooper	67.83	TN	10	5	564	546	802	68.08
6.	Jim Zimmerman	66.00	NC	8	7	549	570	832	68.51
7.	Benj Rains	68.50	UT	8	7	470	550	832	66.11
8.	Steve Denault	67.97	IL	7	8	480	471	750	62.80
9.	Danny Patterson	60.00	TX	6	9	503	507	804	63.06
10.	Bert Logsdon	66.50	IA	5	10	488	634	946	67.02
11.	Paul Littlefield	59.17	IL	5	10	412	453	760	59.61
12.	Herschel Walters	58.67	IN	5	10	362	398	710	56.06
13.	Delbert Fourman	60.01	OH	5	10	376	361	688	52.47
14.	Bob Swain	61.33	AZ	4	11	375	466	786	59.29
15.	Russ Phillips	64.33	WA	4	11	421	480	832	57.69
16.	Ron Womack	62.17	FL	4	11	413	443	768	57.68

---

Joan Elmore (TN) had her goal set on adding her 10th World Championship this year and she accomplished her goal!

Even with a 75.16% ringer average for the Championship class, competition was tough. Joan's two losses came at the great pitching from Amy Francis (39-41) and from Jennifer Gegg.

A great example of the competition came in the match between Shalee Cason (FL) and Jennifer Gegg (MO). It was a battle that went back and forth throughout the game with Shalee leading 9-7 after 18 shoes. Shalee jumped out well on her way to the 40 point game and was leading 27-7 after 32 shoes. Gegg began the comeback by throwing 14 of her next 18 shoe as ringers, bringing her within 7 points of Cason. The single points made the difference with Shalee getting 7 single points with her ringers to Gegg's 3 points to her ringers. Shalee Cason defeated Jennifer Gegg 40-36 with both competitors pitching 68.06% ringers. It was an awesome game to watch!

The Women's Division was a fun one to watch with lots of close games and a number of new pitchers making the Championship class for the first time. The next World Tournament should be another great year!



# Class Results



Cadet A Thursday, Jul 22 2021 5:30 PM (Rank: W/L - Rgr% - H2H - OvrAvg)

Pos	Name	Entry %	St	Won	Lost	Pts	Rgrs	Sh	R%
1.	Hastiin Begaye	74.00	CA	10	0	726	306	400	76.50
2.	Evelyn Espinola	25.63	CA	7	3	291	127	400	31.75
3.	Conner Kildahl	16.07	WI	7	3	284	98	400	24.50
4.	Ian Allen	8.86	CA	3	7	168	45	400	11.25
5.	Logan Scott	20.31	UT	2	8	120	42	400	10.50
6.	Lucas Rasmussen	9.35	MN	1	9	116	31	400	7.75



Cadet B Thursday, Jul 22 2021 5:30 PM (Rank: W/L - Rgr% - H2H - OvrAvg)

Pos	Name	Entry %	St	Won	Lost	Pts	Rgrs	Sh	R%
1.	Adakai Begaye	5.00	CA	10	0	466	156	400	39.00
2.	Paxton Rather	6.25	NV	7	3	292	75	400	18.75
3.	Connor Tenney	7.21	UT	5	5	154	27	400	6.75
4.	Keaton Luster	3.06	TX	4	6	128	12	400	3.00
5.	Mackenzie Rasmussen	3.04	MN	3	7	135	30	400	7.50
6.	Turner Luster	3.15	TX	1	9	91	17	400	4.25



Junior A Thursday, Jul 22 2021 5:30 PM (Rank: W/L - Rgr% - H2H - OvrAvg)

Pos	Name	Entry %	St	Won	Lost	Pts	Rgrs	Sh	R%
1.	Sarah Chaffee	83.93	WI	9	0	481	316	360	87.78
2.	Riley Malino	66.63	CT	7	2	275	225	360	62.50
3.	Coulson Ohms	45.80	UT	6	3	248	170	360	47.22
4.	Leon Wolken	58.37	MO	5	4	241	209	360	58.06
5.	Walker Forrester	68.85	OK	5	4	236	205	360	56.94
6.	Aaron Hanes	51.11	NC	5	4	214	191	360	53.06
7.	Luke Zepponi	41.97	CA	4	5	164	153	360	42.50
8.	Lizy Jordan	49.16	CT	3	6	224	184	360	51.11
9.	Zack Grzembski	40.19	MA	1	8	154	135	360	37.50
10.	Alex Francis	56.45	OH	0	9	83	82	360	22.78




Junior B Thursday, Jul 22 2021 5:30 PM (Rank: W/L - Rgr% - H2H - OvrAvg)

Pos	Name	Entry %	St	Won	Lost	Pts	Rgrs	Sh	R%
1.	Teodoro Espinola	31.41	CA	8.5	0.5	348	171	360	47.50
2.	Quinn Ohms	25.12	UT	7.5	1.5	301	142	360	39.44
3.	Warren Highley	24.21	MO	7	2	298	155	360	43.06
4.	Kalie Trujillo	38.06	NM	6.5	2.5	223	113	360	31.39
5.	Dillon Kyle	32.62	CA	5	4	260	147	360	40.83
6.	Kevin Kyle	37.13	CA	4.5	4.5	210	108	360	30.00
7.	Lily Strong	21.31	GA	3	6	201	104	360	28.89
8.	Sadie Wolken	36.81	MO	2	7	165	90	360	25.00
9.	Lillyan Kildahl	25.19	WI	1	8	166	95	360	26.39
10.	Kayla Julander	22.33	UT	0	9	141	83	360	23.06



# Class Results

Junior C Thursday, Jul 22 2021 5:30 PM (Rank: W/L - Rgr% - H2H - OvrAvg)



Pos	Name	Entry %	St	Won	Lost	Pts	Rgrs	Sh	R%
1.	Ashlyn Luster	20.99	TX	11	1	348	105	480	21.88
2.	Carson Scott	19.62	UT	10	2	383	128	480	26.67
3.	Kaidence Begaye	13.00	CA	9	2	314	90	440	20.45
4.	Memo Ramirez	18.63	MO	8	3	322	94	440	21.36
5.	Eli DeLaCruz	18.35	MO	7	4	294	90	440	20.45
6.	Kayla Klundt	12.03	MT	6	5	261	76	440	17.27
7.	Adilaide Ohms	9.00	UT	6	5	177	34	440	7.73
8.	Brooklyn Scott	10.33	UT	3	8	136	25	440	5.68
9.	Tim Allen	4.83	CA	3	8	131	24	440	5.45
10.	Colter Rice	5.29	CA	2	9	137	22	440	5.00
11.	Derek Raffath	3.33	NV	1.5	9.5	76	11	440	2.50
12.	Tryden Rice	4.26	CA	0.5	10.5	59	15	440	3.41



Men A1 Monday, Jul 26 2021 2:00 PM (Rank: W/L - Rgr% - H2H - OvrAvg)

Pos	Name	Entry %	St	Won	Lost	Pts	Rgrs	Sh	R%
1.	Alan Francis	90.04	OH	15	0	552	511	600	85.17
2.	Gary Bearpaw	70.20	OK	13	2	436	451	600	75.17
3.	Tyler Howard	81.17	KY	11	4	409	453	600	75.50
4.	Gale Greene	67.79	VT	10	5	409	416	600	69.33
5.	Dan Watson	79.05	AL	9	6	379	431	600	71.83
6.	Walter Ray Williams Jr	72.50	FL	8	7	377	403	600	67.17
7.	Rick Bermingham	72.83	CA	7	8	361	397	600	66.17
8.	Michael Bowman	62.54	MO	7	8	343	384	600	64.00
9.	Austin Bailey	71.70	IL	7	8	311	380	600	63.33
10.	Gary Opper	63.67	ID	6	9	334	384	600	64.00
11.	Tom Williams	72.97	MI	6	9	336	368	600	61.33
12.	Cole Pearson	62.50	NE	6	9	327	357	600	59.50
13.	Matt Fuller	82.97	WA	5.5	9.5	308	385	600	64.17
14.	Jerry Dean	79.67	MD	5	10	278	369	600	61.50
15.	Stan Griggs	68.87	MO	4	11	315	356	600	59.33
16.	Josh Olson	64.46	MN	0.5	14.5	237	296	600	49.33



Men A2 Monday, Jul 26 2021 2:00 PM (Rank: W/L - Rgr% - H2H - OvrAvg)

Pos	Name	Entry %	St	Won	Lost	Pts	Rgrs	Sh	R%
1.	Foster Kenton Jr.	62.06	NV	12	1	423	316	520	60.77
2.	Randy Smith Jr	62.50	CT	10.5	2.5	472	312	520	60.00
3.	Ed Posey	54.86	TX	9.5	3.5	412	291	520	55.96
4.	Todd Liles	62.35	OR	9	4	417	304	520	58.46
5.	Randy Hankins	53.89	KY	9	4	406	302	520	58.08
6.	Mark Smith	55.37	MN	9	4	361	292	520	56.15
7.	Jimmy Campbell	61.20	VA	7	6	392	309	520	59.42
8.	Dalton Rakestraw	57.25	IL	7	6	399	297	520	57.12
9.	Nathan Williams	60.31	CA	6	7	300	256	520	49.23
10.	Jeff Finke	58.96	TX	5	8	379	297	520	57.12
11.	Bobby Bartell	52.39	CA	3	10	260	231	520	44.42
12.	Dave Lane	55.83	CA	2	11	295	219	520	42.12
13.	Don Davis	54.70	WA	2	11	220	203	520	39.04
14.	Dan Molineaux	50.30	RI	0	13	178	160	520	30.77

# Class Results



Men B1 Monday, Jul 26 2021 2:00 PM (Rank: W/L - Rgr% - H2H - OvrAvg)

Pos	Name	Entry %	St	Won	Lost	Pts	Rgrs	Sh	R%
1.	Larry Hanes	42.83	NC	13	2	542	310	600	51.67
2.	Richard Sepulveda	44.18	CA	12.5	2.5	456	290	600	48.33
3.	Tony Morales Jr	47.06	CA	11.5	3.5	488	290	600	48.33
4.	Seth Ohms	49.83	UT	9	6	424	266	600	44.33
5.	Adam Rodriguez	43.89	CO	9	6	448	256	600	42.67
6.	Peter Daley	46.47	ID	9	6	442	255	600	42.50
7.	Phillip Contreras	49.50	NM	9	6	428	245	600	40.83
8.	Stacey Trujillo	44.23	NM	8	7	365	252	600	42.00
9.	David Holliday	49.96	PA	8	7	368	228	600	38.00
10.	Eugene Mace	45.33	NM	6.5	8.5	379	241	600	40.17
11.	Stuart Sipma	42.84	ND	6.5	8.5	359	210	600	35.00
12.	Jay Ray	46.84	TX	6	9	411	226	600	37.67
13.	Rodney Pickering	43.18	ID	5	10	321	209	600	34.83
14.	Paul Highlander	47.32	NC	4	11	348	217	600	36.17
15.	Joe Mueller	44.10	MN	3	12	323	227	600	37.83



Men B2 Monday, Jul 26 2021 2:00 PM (Rank: W/L - Rgr% - H2H - OvrAvg)

Pos	Name	Entry %	St	Won	Lost	Pts	Rgrs	Sh	R%
1.	Cesar Espinola	40.00	CA	12.5	2.5	516	263	600	43.83
2.	Alfred Uribe	39.14	CA	12	3	463	271	600	45.17
3.	Wyatt Bennett	38.29	NM	11	4	492	269	600	44.83
4.	Jacob Trujillo	40.32	NM	11	4	434	230	600	38.33
5.	Robert J Alcaraz	38.83	CA	10	5	475	244	600	40.67
6.	Danny Bosquez	38.68	ID	9	6	386	209	600	34.83
7.	Ron Highley	39.31	MO	9	6	420	202	600	33.67
8.	Donald George	40.31	CA	8.5	6.5	423	236	600	39.33
9.	Russ Watkins	40.65	OR	7.5	7.5	403	193	600	32.17
10.	Glenn Burton	41.17	OK	7	8	377	209	600	34.83
11.	Paul Machado	38.75	CA	6.5	8.5	427	243	600	40.50
12.	Joseph Cisneros	41.43	KS	6	9	364	229	600	38.17
13.	Robert Gillett Jr.	41.62	CA	5	10	277	163	400	40.75
14.	Bunky Impson	39.84	OK	4	11	361	198	600	33.00
15.	Daniel Martin	41.83	NM	0	15	0	0	0	0.00
16.	Nick Blank	41.09	NE	0	15	0	0	0	0.00



Men C1 Monday, Jul 26 2021 2:00 PM (Rank: W/L - Rgr% - H2H - OvrAvg)

Pos	Name	Entry %	St	Won	Lost	Pts	Rgrs	Sh	R%
1.	Joie Welker	35.56	MO	12	1	472	235	520	45.19
2.	John Jr Grayson	37.00	OK	9.5	3.5	397	195	520	37.50
3.	Mike Deer	38.21	OK	9	4	369	179	520	34.42
4.	Lane Durrans	34.71	WY	8	5	374	220	520	42.31
5.	George Garibay	38.13	CA	8	5	390	194	520	37.31
6.	Ken Chastain	36.09	CA	8	5	370	184	520	35.38
7.	Evan Pickett	37.20	ID	7	6	336	193	520	37.12
8.	Danny Hendricks	35.91	ID	6	7	356	170	520	32.69
9.	Richard Lindsey	35.07	TX	6	7	324	163	520	31.35
10.	Randy Taylor	36.51	CA	5	8	310	172	520	33.08
11.	Tim Ryan	38.09	IL	4	9	315	181	520	34.81
12.	Jim Postell	38.19	OR	4	9	264	144	520	27.69
13.	Luis Herrera	37.22	CA	3.5	9.5	218	130	360	36.11
14.	Anthony Tallman Jr.	36.57	SD	1	12	256	151	520	29.04

# Class Results



Men C2 Thursday, Jul 22 2021 2:00 PM (Rank: W/L - Rgr% - H2H - OvrAvg)

Pos	Name	Entry %	St	Won	Lost	Pts	Rgrs	Sh	R%
1.	Lorado Reetz	31.62	WY	13	2	509	204	600	34.00
2.	Melvin Jeardoe	34.42	KS	12	3	505	205	600	34.17
3.	Javier Espinola	32.50	CA	12	3	457	204	600	34.00
4.	Danny Kyle	34.70	CA	11	4	483	217	600	36.17
5.	David Wise	31.33	ND	10.5	4.5	415	209	600	34.83
6.	Randall Weaver	31.85	FL	9	6	370	173	600	28.83
7.	Wayne Lockhart	33.59	CA	8.5	6.5	384	167	600	27.83
8.	Gary Nakamoto	31.82	CA	8.5	6.5	394	167	600	27.83
9.	Eddie Montoya	32.68	CA	7	8	428	197	600	32.83
10.	Ron Rojas	31.67	CO	7	8	337	149	600	24.83
11.	Peter Zeponi	32.58	CA	6	9	303	133	600	22.17
12.	Eddie Guidry	32.67	LA	5	10	313	134	600	22.33
13.	Cody McNeely	31.06	NV	4.5	10.5	358	154	600	25.67
14.	David Swenson	31.11	ID	3	12	241	104	600	17.33
15.	Thomas Shannon	31.19	OK	3	12	269	85	600	14.17



Men D1 Thursday, Jul 22 2021 2:00 PM (Rank: W/L - Rgr% - H2H - OvrAvg)

Pos	Name	Entry %	St	Won	Lost	Pts	Rgrs	Sh	R%
1.	Greg Leno	29.76	OR	14	2	597	222	640	34.69
2.	Ronnie Miller	30.27	GA	13	3	501	183	640	28.59
3.	Chester Cross Dog	30.70	SD	12	3	444	176	600	29.33
4.	Kelsey Klundt	29.70	MT	10.5	4.5	454	185	600	30.83
5.	Scott Wine	30.00	OR	9	6	399	168	600	28.00
6.	Manuel Garcia	29.83	NM	9	6	374	157	600	26.17
7.	Barry Gentle	28.89	WA	8	7	392	167	600	27.83
8.	Ralph Marthaler	29.74	WI	8	7	307	107	600	17.83
9.	Kasey Dilger	29.42	NV	7	8	392	175	600	29.17
10.	Curtis Crane	30.31	ID	7	8	314	135	600	22.50
11.	Rai Adams	29.06	NV	6.5	8.5	364	168	600	28.00
12.	Mike Beall	29.17	ID	6	9	348	142	600	23.67
13.	Ralph New	29.48	MO	5	10	360	168	600	28.00
14.	Dalene Ferguson	30.92	CO	5	10	339	141	600	23.50
15.	Larry Nysveen	29.38	SC	1	14	165	59	600	9.83
16.	Charlie Ward	30.21	MO	0	15	12	7	40	17.50



Men D2 Thursday, Jul 22 2021 2:00 PM (Rank: W/L - Rgr% - H2H - OvrAvg)

Pos	Name	Entry %	St	Won	Lost	Pts	Rgrs	Sh	R%
1.	Leon Olvera	28.46	SD	13.5	1.5	478	205	600	34.17
2.	Mike A. Smith	28.17	NM	11	4	475	202	600	33.67
3.	Mike Taylor	26.88	NE	11	4	432	193	600	32.17
4.	Jon Turnbull	27.96	WA	10	5	421	167	600	27.83
5.	Terry Timm	28.45	CA	9	6	442	204	600	34.00
6.	Mike GrandPre	26.65	KS	9	6	403	175	600	29.17
7.	Jim Stromberg	26.50	NE	9	6	426	170	600	28.33
8.	Neal Schulte	28.06	NV	8.5	6.5	351	157	600	26.17
9.	Art Lizarde	26.36	CA	8	7	417	208	600	34.67
10.	Johnny Buhrman	28.07	MD	8	7	325	155	600	25.83
11.	Joe Martinez	27.66	CO	6	9	373	137	600	22.83
12.	Daryl Adams	27.42	CA	6	9	342	131	600	21.83
13.	Dan Reinke	28.67	OH	5	10	272	92	600	15.33
14.	Durell Lewis	27.17	ID	3	12	266	119	600	19.83
15.	Tim Humitz	26.41	CA	2	13	225	92	600	15.33
16.	Roger Van Horn	27.47	NY	1	14	94	41	160	25.63



# Class Results



Men E1 Thursday, Jul 22 2021 2:00 PM (Rank: W/L - Rgr% - H2H - OvrAvg)

Pos	Name	Entry %	St	Won	Lost	Pts	Rgrs	Sh	R%
1.	Steve Larson	24.58	CO	11	4	403	165	600	27.50
2.	Bill Martino	25.88	WA	10.5	4.5	463	174	600	29.00
3.	Karl Weidner	26.13	PA	10	5	432	182	600	30.33
4.	Sid Dubs	25.96	NE	10	5	347	152	600	25.33
5.	Tom Garstka	25.89	PA	10	5	403	148	600	24.67
6.	Marvin Mengel	24.98	WI	9	6	384	153	600	25.50
7.	Carlos Ortiz	24.38	CA	9	6	397	144	600	24.00
8.	Pete Rogers	24.65	KY	8	7	370	144	600	24.00
9.	Michael Gillespie	25.64	MO	8	7	341	129	600	21.50
10.	Terry Malone	24.69	CA	7	8	356	140	600	23.33
11.	Bryan Keck	26.08	UT	7	8	322	137	600	22.83
12.	Robert Wright	25.86	OR	7	8	316	128	600	21.33
13.	Marshall Merino	25.16	CA	7	8	309	119	600	19.83
14.	Clarence W. Lassiter Jr	24.51	NC	5.5	9.5	355	144	600	24.00
15.	Luis Herrera Jr	24.50	CA	0	15	0	0	0	0.00

Men E2 Monday, Jul 19 2021 8:00 AM (Rank: W/L - Rgr% - H2H - OvrAvg)

Pos	Name	Entry %	St	Won	Lost	Pts	Rgrs	Sh	R%
1.	Darryl Wait	23.13	CA	12	3	441	163	600	27.17
2.	Dave Nelson	24.17	CA	11.5	3.5	328	112	600	18.67
3.	Robin Constance	23.57	MN	11	4	425	141	600	23.50
4.	Paul Hurdle	23.34	CA	10	5	421	156	600	26.00
5.	Robert Gillett Sr	23.04	CA	10	5	413	132	600	22.00
6.	Fred Lane	23.97	WI	9	6	407	141	600	23.50
7.	Fred Borra	23.38	CO	9	6	369	134	600	22.33
8.	Buddy Lampkin	23.66	KY	8	7	313	111	600	18.50
9.	Ben Buhler	23.14	UT	7	8	318	117	600	19.50
10.	Ron Heutink	23.21	WA	7	8	321	109	600	18.17
11.	Allen Baptist	24.08	CO	7	8	346	102	600	17.00
12.	Dennis Harville	23.28	CA	6.5	8.5	330	114	600	19.00
13.	Diego Vargas	23.33	CA	4.5	10.5	319	94	600	15.67
14.	James McDaniel	23.79	IL	3	12	271	98	600	16.33
15.	Randy Jackson	23.32	OK	2.5	12.5	196	79	600	13.17
16.	Dan Belden	23.68	MN	2	13	273	90	600	15.00



Men F1 Monday, Jul 19 2021 8:00 AM (Rank: W/L - Rgr% - H2H - OvrAvg)

Pos	Name	Entry %	St	Won	Lost	Pts	Rgrs	Sh	R%
1.	Frank Marlow	22.97	AZ	13	3	456	140	640	21.88
2.	Bryan Strong	22.86	GA	12	4	460	173	640	27.03
3.	Art Groux	22.11	MT	10	5	431	150	600	25.00
4.	Doug Whipple	22.32	NE	10	5	382	136	600	22.67
5.	David Caines	22.56	CA	10	5	375	129	600	21.50
6.	Blaine Scott	22.92	UT	10	5	393	118	600	19.67
7.	Manuel Mix	22.74	CA	10	5	343	117	600	19.50
8.	Steven Nakamoto	22.03	CA	8	7	409	136	600	22.67
9.	Terry Johnston	22.35	KS	7.5	7.5	323	101	600	16.83
10.	Ken Gilbert	22.50	OR	6	9	318	113	600	18.83
11.	Kyle Gilbert	22.54	OR	5	10	291	105	600	17.50
12.	Roger Thyfault	22.98	AZ	5	10	327	101	600	16.83
13.	Wes Duryee	22.17	NV	5	10	293	100	600	16.67
14.	Ben Hunt	22.64	CA	5	10	254	86	560	15.36
15.	Steve Fuhrmann	22.78	TX	4.5	10.5	287	78	600	13.00
16.	John Ruggiero	22.34	CA	0	15	0	0	0	0.00

# Class Results



Men F2 Monday, Jul 19 2021 8:00 AM (Rank: W/L - Rgr% - H2H - OvrAvg)

Pos	Name	Entry %	St	Won	Lost	Pts	Rgrs	Sh	R%
1.	Dave Rowin	20.62	MT	14	1	482	168	600	28.00
2.	Gavin Kahrig	19.64	OH	13.5	1.5	458	168	600	28.00
3.	Dustin Whipple	21.25	NE	12	3	389	173	600	28.83
4.	Randy De Jong	21.59	ID	11.5	3.5	433	157	600	26.17
5.	Gene Washoe	20.71	CA	10	5	448	145	600	24.17
6.	Jamey Huff	20.99	CO	10	5	371	119	600	19.83
7.	Sam Ramos	20.61	WY	8	7	394	136	600	22.67
8.	Bryan Dawson	22.03	NV	8	7	332	124	600	20.67
9.	Alan Gauger	21.18	TN	6	9	322	110	600	18.33
10.	Jim Robinson	20.50	ID	6	9	302	99	600	16.50
11.	Scott W Cline	20.31	CO	5	10	342	114	600	19.00
12.	Dennis Simler	20.00	IL	5	10	313	102	600	17.00
13.	Keith Young	21.96	OR	4	11	315	110	600	18.33
14.	Arlen Lee	19.59	SD	4	11	269	101	600	16.83
15.	Jeff Breeden	20.67	NV	2	13	175	62	400	15.50
16.	Jeff Watkins	19.49	OR	1	14	258	89	600	14.83



Men G1 Monday, Jul 19 2021 8:00 AM (Rank: W/L - Rgr% - H2H - OvrAvg)


Pos	Name	Entry %	St	Won	Lost	Pts	Rgrs	Sh	R%
1.	Jason Garrettson	19.06	CO	13	2	562	193	600	32.17
2.	Gil Ramirez Jr	19.09	CA	12	3	434	156	600	26.00
3.	Ray Sr Pierce	18.54	MN	10	5	459	158	600	26.33
4.	Larry Munhofen	19.28	NE	10	5	425	153	600	25.50
5.	Lance Parham	19.34	OR	10	5	409	138	600	23.00
6.	John Hustings	18.89	MN	10	5	367	124	600	20.67
7.	Mark Morfin	19.17	NV	9	6	361	126	600	21.00
8.	Larry Pacheco	18.50	OR	9	6	385	119	600	19.83
9.	Lance Taylor	19.35	CA	8	7	341	127	600	21.17
10.	Dennis Tutewiler	18.80	WA	8	7	353	117	600	19.50
11.	Robert Bailey	19.46	KS	6	9	275	74	600	12.33
12.	Gary Walters	19.47	PA	6	9	289	73	600	12.17
13.	Bob Walters	18.90	PA	5	10	320	100	600	16.67
14.	Alan Desjardins	18.68	CO	2	13	227	64	600	10.67
15.	Mark Silverthorn	18.47	CO	1	14	201	61	600	10.17
16.	Fred Jurik	18.83	TX	1	14	154	41	600	6.83



Men G2 Monday, Jul 19 2021 1:30 PM (Rank: W/L - Rgr% - H2H - OvrAvg)

Pos	Name	Entry %	St	Won	Lost	Pts	Rgrs	Sh	R%
1.	Patrick Duncan	17.06	CO	13	2	446	152	600	25.33
2.	Jeff Lawrence	17.50	MN	11.5	3.5	406	107	600	17.83
3.	Paul Lancaster	16.20	UT	11	4	428	113	600	18.83
4.	Mike Moseley	15.79	AR	10	5	351	101	600	16.83
5.	Rick Eddy	17.01	CA	9.5	5.5	343	99	600	16.50
6.	Dan Green	16.90	CA	9	6	340	79	600	13.17
7.	Steve Goodman	17.39	CA	8.5	6.5	335	121	600	20.17
8.	Tom Shawcroft	15.59	ID	8	7	304	76	600	12.67
9.	Joe Gerster	15.54	CO	8	7	302	71	600	11.83
10.	Paul Definis	16.13	PA	6	9	273	92	600	15.33
11.	Brandon Rather	17.00	NV	6	9	288	86	600	14.33
12.	Ross Medrano	15.91	ID	5	10	241	74	600	12.33
13.	Steve Lewis	17.60	ID	4	11	285	93	600	15.50
14.	Shane Binkerd	16.23	WY	4	11	258	81	600	13.50
15.	Ty Byington	16.92	ID	4	11	242	76	600	12.67
16.	Onan Rice	16.88	CA	2.5	12.5	251	74	600	12.33

# Class Results



Men H1 Monday, Jul 19 2021 1:30 PM (Rank: W/L - Rgr% - H2H - OvrAvg)

Pos	Name	Entry %	St	Won	Lost	Pts	Rgrs	Sh	R%
1.	David Greer	13.09	TX	11	2	326	88	520	16.92
2.	Bino Maestas	14.20	WY	10.5	2.5	340	102	520	19.62
3.	Brent Dawson	13.93	NV	9	4	273	74	520	14.23
4.	David Johnson	14.17	NV	9	4	260	56	520	10.77
5.	Brian Poole	14.34	ID	8.5	4.5	288	70	520	13.46
6.	Daren Chambers	14.47	MN	8	5	327	82	520	15.77
7.	Dwight Silvers	15.42	IN	8	5	289	73	520	14.04
8.	Johnathon Scott	12.77	UT	8	5	259	68	520	13.08
9.	Bryan Hooper	13.33	NV	6	7	234	77	520	14.81
10.	Anthony Henry	15.44	OR	4	9	243	73	520	14.04
11.	Howard Magill	14.67	OR	4	9	265	65	520	12.50
12.	Larry Lewis	13.38	WA	3	10	234	58	520	11.15
13.	Michael Raffath	13.89	NV	2	11	157	50	520	9.62
14.	Primo Solis	14.03	CA	0	13	33	6	240	2.50



Men H2 Monday, Jul 19 2021 1:30 PM (Rank: W/L - Rgr% - H2H - OvrAvg)

Pos	Name	Entry %	St	Won	Lost	Pts	Rgrs	Sh	R%
1.	Tyler Jackson	11.40	NV	12	1	370	97	520	18.65
2.	Richard Roesch	12.30	OH	10.5	2.5	312	85	520	16.35
3.	Allen Reeder	12.50	OR	10.5	2.5	295	80	520	15.38
4.	Noah Gabel	12.64	ND	9	4	305	95	520	18.27
5.	Ferman Salazar	11.67	CO	9	4	278	85	520	16.35
6.	Chad Yowell	9.18	NV	7	6	234	52	520	10.00
7.	Rick Sprague	8.59	ID	7	6	234	37	520	7.12
8.	Josh Stoner	10.68	UT	6	7	241	49	520	9.42
9.	Larry Huffman	8.50	UT	6	7	240	38	520	7.31
10.	Mark Neubauer	12.22	MO	5	8	235	68	520	13.08
11.	Ruben Ortiz	12.19	CA	4	9	195	58	520	11.15
12.	Nathan De Jong	9.17	CA	4	9	175	37	520	7.12
13.	Steve Olsen	11.39	NV	1	12	108	24	520	4.62
14.	Mike Dedeic	9.34	NV	0	13	0	0	0	0.00



Men I1 Monday, Jul 19 2021 1:30 PM (Rank: W/L - Rgr% - H2H - OvrAvg)

Pos	Name	Entry %	St	Won	Lost	Pts	Rgrs	Sh	R%
1.	Mark Lloyd	6.94	IN	11.5	1.5	257	54	520	10.38
2.	Steve Janke	8.20	KS	11	2	259	41	520	7.88
3.	Cody Bowen	7.50	NV	10	3	237	57	520	10.96
4.	Lawdell Williams	4.49	CA	10	3	198	35	520	6.73
5.	Jim Dlubak	6.03	PA	10	3	215	32	520	6.15
6.	Ray Abrego Jr.	6.67	ID	9.5	3.5	207	34	520	6.54
7.	Brandon Beall	6.42	ID	7	6	160	29	520	5.58
8.	Nathan Stromberg	3.13	NE	5.5	7.5	127	28	520	5.38
9.	John Spilman	3.75	NV	5.5	7.5	128	20	520	3.85
10.	Steve Cornwell	6.00	ID	5	8	102	18	520	3.46
11.	Tad Farnsworth	7.05	OR	3	10	59	10	520	1.92
12.	Jeff Henkes	6.68	TX	0	13	0	0	0	0.00
13.	Sam Olson	5.65	MT	0	13	0	0	0	0.00



# Class Results



World Prelims Women A (Rank: W/L - Rgr% - H2H - OvrAvg)

Pos	Name	Entry %	St	Won	Lost	Pts	Rgrs	Sh	R%
1.	Shalee Cason	79.84	FL	13.5	1.5	458	462	600	77.00
2.	Marlene Ray	93.50	TN	11.5	3.5	412	432	600	72.00
3.	Theresa Howe	67.80	MA	10.5	4.5	393	457	600	76.17
4.	Maxine Griffith	90.97	TN	10.5	4.5	459	442	600	73.67
5.	Doris Hieden	69.59	TX	10	5	388	454	600	75.67
6.	Aleena Lepak	66.86	WI	9	6	353	428	600	71.33
7.	Joan Elmore	90.16	TN	9	6	340	414	600	69.00
8.	Penny Steinke	73.35	WI	8	7	351	409	600	68.17
9.	Melanie Zerr	75.88	MO	7	8	393	412	600	68.67
10.	Amy Francis	75.09	OH	6.5	8.5	281	385	600	64.17
11.	Kelly Glidewell	66.39	VA	6	9	315	401	600	66.83
12.	Ellen Perry	65.17	NY	5	10	331	369	600	61.50
13.	Tami Gilbert	64.29	OR	5	10	282	369	600	61.50
14.	Jennifer Gegg	64.40	MO	4	11	307	343	600	57.17
15.	Karen Graham	76.83	NY	3.5	11.5	276	344	600	57.33
16.	Sandra Johnson	64.38	CA	1	14	211	313	600	52.17



World Prelims Women B (Rank: W/L - Rgr% - H2H - OvrAvg)

Pos	Name	Entry %	St	Won	Lost	Pts	Rgrs	Sh	R%
1.	Sheila Shepard	63.28	CO	13	2	571	359	600	59.83
2.	Denise Haye	58.61	MO	10	5	493	311	600	51.83
3.	Sharon Chiddister	53.91	IN	10	5	445	305	600	50.83
4.	Helen Hawkinson	59.22	MN	10	5	444	297	600	49.50
5.	Carol Lanfair	53.65	NV	9	6	483	313	600	52.17
6.	Shelly Martinez	56.34	MA	9	6	400	302	600	50.33
7.	April Campbell	58.82	VA	9	6	385	281	600	46.83
8.	Cindy Clausen	56.38	WA	8.5	6.5	400	281	600	46.83
9.	Jill Molineaux	63.99	RI	8	7	488	327	600	54.50
10.	Lori Finke	56.71	TX	8	7	416	319	600	53.17
11.	Carol Abeyta	55.87	CO	7	8	384	313	600	52.17
12.	Linda Roach	63.75	IL	5.5	9.5	350	296	600	49.33
13.	Helen Laumbach	58.67	NM	4	11	338	270	600	45.00
14.	Diane Luiz	52.95	CA	4	11	286	251	600	41.83
15.	Alison Breeden	61.33	NV	3	12	248	194	400	48.50
16.	Trisha Lincoln	58.25	AZ	2	13	233	184	600	30.67



World Prelims Women C (Rank: W/L - Rgr% - H2H - OvrAvg)

Pos	Name	Entry %	St	Won	Lost	Pts	Rgrs	Sh	R%
1.	Shelly Ryder	46.80	WA	15	1	654	356	640	55.63
2.	Amy Wheeler	46.72	CO	14	2	563	310	640	48.44
3.	Cindy Castellano	50.31	WI	10.5	4.5	454	252	600	42.00
4.	Laurie Lampkin	47.53	KY	10.5	4.5	436	243	600	40.50
5.	Martina Soriano	50.00	CA	10	5	477	255	600	42.50
6.	Jan Knaub	45.50	CO	9	6	485	260	600	43.33
7.	Mary Fimbres	46.59	AZ	9	6	426	233	600	38.83
8.	Patricia Pertuit	48.09	LA	8	7	411	205	600	34.17
9.	Dawn Clark	44.78	PA	7	8	383	214	600	35.67
10.	Sandi Abbott	44.71	CA	7	8	376	191	600	31.83
11.	Catherine Arroyo	51.25	CA	6	9	328	157	600	26.17
12.	Karen Wickham	47.02	ID	5	10	362	202	600	33.67
13.	Barbara Carson	46.91	AZ	5	10	361	160	600	26.67
14.	Kathryn Kyle	44.65	CA	3	12	362	210	600	35.00
15.	Tina Hawkins	50.99	OK	2	13	244	140	600	23.33
16.	Debby Michaud	43.25	MA	0	15	0	0	0	0.00

# Class Results



World Prelims Women D (Rank: W/L - Rgr% - H2H - OvrAvg)

Pos	Name	Entry %	St	Won	Lost	Pts	Rgrs	Sh	R%
1.	Kammie Anderson	42.02	ND	15	0	547	287	600	47.83
2.	Carla Brave	37.19	SD	11.5	3.5	436	247	600	41.17
3.	Laurie Dale	42.18	ID	11	4	503	239	600	39.83
4.	Bonnie Lewis	39.82	WA	9	6	451	238	600	39.67
5.	Patti Oakes	41.90	MN	9	6	410	228	600	38.00
6.	Linda Chavez	42.17	NM	9	6	420	219	600	36.50
7.	Stephanie Pearson	38.66	NE	8	7	356	190	600	31.67
8.	Ellie Miller	41.45	UT	7.5	7.5	419	224	600	37.33
9.	Destinnie Howard	36.13	KY	6.5	8.5	404	239	600	39.83
10.	JoAnn Stanford	36.22	TN	6.5	8.5	407	211	600	35.17
11.	Laura Johnson	36.28	MO	5.5	9.5	377	222	600	37.00
12.	Toni Sloper	39.53	WI	5	10	398	207	600	34.50
13.	Tracie Binkerd	36.35	WY	5	10	357	184	600	30.67
14.	Julia K Charlton	43.17	IN	4.5	10.5	343	196	600	32.67
15.	Carey Jennings	35.33	ID	4	11	318	205	600	34.17
16.	Michelle White	39.37	CA	3	12	233	125	600	20.83



World Prelims Women E (Rank: W/L - Rgr% - H2H - OvrAvg)

Pos	Name	Entry %	St	Won	Lost	Pts	Rgrs	Sh	R%
1.	Jessica Wilson	31.65	MO	12	1	448	196	520	37.69
2.	Pauline McGrath	33.58	CA	11	2	503	225	520	43.27
3.	Daisy Franko	33.94	OH	10	3	470	227	520	43.65
4.	Darla Wessel	31.82	ID	8.5	4.5	346	179	520	34.42
5.	Josie Tellers	29.09	CA	8.5	4.5	371	165	520	31.73
6.	Rosalinda Strong	33.83	GA	8	5	399	179	520	34.42
7.	LaShai Mace	32.19	NM	8	5	313	151	520	29.04
8.	Alva Ramirez	31.73	CA	7.5	5.5	417	196	520	37.69
9.	Audra Craven	35.00	MO	6.5	6.5	374	146	520	28.08
10.	Linda Kilburg	29.83	AZ	4.5	8.5	293	133	520	25.58
11.	Deborah Hanes	31.72	NC	3	10	212	99	520	19.04
12.	Chris Jordan	30.21	IA	2	11	212	89	520	17.12
13.	Jaimie Shawcroft	28.86	ID	1	12	245	124	520	23.85
14.	Phyllis Quist	32.72	WA	0.5	12.5	183	97	520	18.65



Women F Thursday, Jul 22 2021 11:00 AM (Rank: W/L - Rgr% - H2H - OvrAvg)

Pos	Name	Entry %	St	Won	Lost	Pts	Rgrs	Sh	R%
1.	Anita Sorensen	23.91	NV	13	2	474	204	600	34.00
2.	Korbie Tomlinson	27.20	UT	12	3	536	214	600	35.67
3.	Pearl Platero	28.13	NM	11	4	533	201	600	33.50
4.	Nanette Spangler	23.94	ID	11	4	408	189	600	31.50
5.	Sherrill Baptist	26.43	CO	10	5	531	204	600	34.00
6.	Jasmine Brady	23.85	CA	9.5	5.5	379	167	600	27.83
7.	Teri Oppen	26.84	ID	9	6	392	133	600	22.17
8.	Sandra Couch	26.07	MO	8.5	6.5	379	177	600	29.50
9.	Lynn Trudeau	23.97	CO	8	7	403	185	600	30.83
10.	Sheila Garner	25.33	CA	7	8	366	136	600	22.67
11.	J B Brown	25.02	OH	7	8	312	136	600	22.67
12.	Heidie Culbertson	24.79	MT	5.5	9.5	368	164	600	27.33
13.	Mo Adamo	26.85	OR	3.5	11.5	308	86	600	14.33
14.	Cris Bolton	25.01	CA	3	12	256	97	600	16.17
15.	Karen James	24.93	WY	2	13	184	53	600	8.83

# Class Results



Women G Thursday, Jul 22 2021 11:00 AM (Rank: W/L - Rgr% - H2H - OvrAvg)

Pos	Name	Entry %	St	Won	Lost	Pts	Rgrs	Sh	R%
1.	Marie Hirschi	21.10	UT	12	1	385	114	520	21.92
2.	Mary K Blattner	22.29	ID	11	2	365	114	520	21.92
3.	Debra Aitken	19.54	CA	10	3	389	116	520	22.31
4.	Claudia Espinola	22.19	CA	9	4	359	108	520	20.77
5.	Teresa Brown	23.15	ID	9	4	320	82	520	15.77
6.	Jacqueline Gleissner	19.60	KY	8	5	345	111	520	21.35
7.	Marisela Mauricio	20.00	CA	8	5	367	103	520	19.81
8.	Dawna Parris	17.22	ID	6	7	254	73	520	14.04
9.	Mona Larian	17.52	CA	4	9	264	74	520	14.23
10.	Schye Larson	17.51	NV	4	9	221	73	520	14.04
11.	Nikki Hooper	18.61	NV	4	9	204	54	520	10.38
12.	Mary Figueira	17.34	OR	3	10	203	40	520	7.69
13.	Brenda Salazar	21.94	CO	2	11	215	73	520	14.04
14.	Mary Henry	18.09	CA	1	12	173	52	520	10.00



Women H Thursday, Jul 22 2021 11:00 AM (Rank: W/L - Rgr% - H2H - OvrAvg)

Pos	Name	Entry %	St	Won	Lost	Pts	Rgrs	Sh	R%
1.	Ally Jordan	14.72	CT	13	0	454	191	520	36.73
2.	Dee Rice	16.31	CA	11	2	426	150	520	28.85
3.	Melanie Poole	15.94	ID	10	3	332	87	520	16.73
4.	Thebea Thomas	15.47	SD	9	4	371	139	520	26.73
5.	Jean Bullington	16.67	GA	9	4	277	91	520	17.50
6.	Debbie Painter	12.20	NV	8	5	293	102	520	19.62
7.	Chessa Sherland	12.58	ND	6	7	271	102	520	19.62
8.	Sue Archer	15.45	OR	6	7	218	69	520	13.27
9.	Anna Burgman	14.74	MT	5	8	187	65	360	18.06
10.	Judy B. Phillips	15.09	NC	4	9	215	74	520	14.23
11.	Donata Kitchens	13.73	MN	4	9	235	71	520	13.65
12.	Byrlyn McCormick	16.91	CA	4	9	186	57	520	10.96
13.	Peggy Ogden	13.00	FL	2	11	113	23	520	4.42
14.	Misty D. Summers	14.26	ID	0	13	0	0	0	0.00



Women I Thursday, Jul 22 2021 11:00 AM (Rank: W/L - Rgr% - H2H - OvrAvg)

Pos	Name	Entry %	St	Won	Lost	Pts	Rgrs	Sh	R%
1.	Burley Taylor	11.59	CO	11	0	446	134	440	30.45
2.	Tania Abeyta	10.60	CO	8	3	264	73	440	16.59
3.	Shirley Smith	11.84	CO	8	3	265	66	440	15.00
4.	Lisa Stromberg	6.35	NE	8	3	244	61	440	13.86
5.	Lori Powell	10.47	ID	7	4	261	50	440	11.36
6.	Amy Mauk	7.38	OK	6	5	198	32	440	7.27
7.	Kym Andreasen	11.79	OR	5	6	177	39	440	8.86
8.	Sue Pierce	10.07	MN	5	6	193	38	440	8.64
9.	Vicky Lynn	4.82	ID	3	8	140	32	440	7.27
10.	Patty Wine	3.59	MT	3	8	141	20	440	4.55
11.	Cathy Elfstrom	7.03	MT	1	10	145	21	440	4.77
12.	Joy Brabec	8.33	MN	1	10	111	14	440	3.18



# Class Results



Senior Men A Monday, Jul 26 2021 5:00 PM (Rank: W/L - Rgr% - H2H - OvrAvg)

Pos	Name	Entry %	St	Won	Lost	Pts	Rgrs	Sh	R%
1.	Jacob Fimbres	62.00	AZ	14	1	532	404	600	67.33
2.	Raymond Bedard	72.10	MA	13.5	1.5	499	372	600	62.00
3.	Gary Roberts	58.55	OH	11.5	3.5	501	347	600	57.83
4.	Rick Howe	65.56	MA	11	4	500	375	600	62.50
5.	Dennis Wilson	49.04	PA	10	5	427	330	600	55.00
6.	David Mallory	50.00	OK	10	5	405	302	600	50.33
7.	Ken Fraser	71.72	NY	9.5	5.5	462	353	600	58.83
8.	Isaiah Lee	46.00	AZ	8.5	6.5	419	265	600	44.17
9.	Steven Gibson	50.50	UT	6.5	8.5	347	294	600	49.00
10.	Ken Jones	61.00	NM	6.5	8.5	395	284	600	47.33
11.	Carroll Heaton	44.60	UT	6	9	395	294	600	49.00
12.	Frank Arroyo	54.38	CA	5	10	325	263	600	43.83
13.	Roy Buhler	48.07	UT	4	11	365	275	600	45.83
14.	Mark Seibold	53.24	FL	2	13	301	249	600	41.50
15.	Tim James	56.39	WY	1	14	250	249	600	41.50
16.	Mike Payne	60.37	AZ	1	14	266	241	600	40.17



Senior Men B Monday, Jul 26 2021 5:00 PM (Rank: W/L - Rgr% - H2H - OvrAvg)

Pos	Name	Entry %	St	Won	Lost	Pts	Rgrs	Sh	R%
1.	Nick Noone	44.39	CA	13	2	453	215	600	35.83
2.	Bob Cadwallader	44.29	AR	12	3	522	262	600	43.67
3.	Jim Wike	41.02	SD	11	4	475	250	600	41.67
4.	Gary Kollmann	42.90	ID	11	4	474	245	600	40.83
5.	Brent Wood	42.55	ID	9.5	5.5	383	217	600	36.17
6.	Frank Farley	37.33	AZ	9	6	382	207	600	34.50
7.	Gregg Reed	42.92	AZ	8	7	439	218	600	36.33
8.	James Kinney Jr	35.00	MO	8	7	407	202	600	33.67
9.	Jerry Werk	36.25	MN	7	8	423	195	600	32.50
10.	Dan Dunn	33.18	NV	7	8	401	174	600	29.00
11.	Francisco Lujan	33.59	CA	6.5	8.5	329	150	600	25.00
12.	David Volz	35.56	WI	6	9	322	164	600	27.33
13.	Roy West	38.50	CA	4	11	300	184	600	30.67
14.	David Vigil	38.91	CA	4	11	315	177	600	29.50
15.	Jerry LaBrosse	36.37	MN	4	11	343	158	600	26.33
16.	David Page	35.79	FL	0	15	0	0	0	0.00



Senior Men C Monday, Jul 26 2021 5:00 PM (Rank: W/L - Rgr% - H2H - OvrAvg)

Pos	Name	Entry %	St	Won	Lost	Pts	Rgrs	Sh	R%
1.	Larry Munn	32.08	GA	9.5	1.5	337	130	440	29.55
2.	Chris Buhler	30.01	UT	8.5	2.5	355	141	440	32.05
3.	Dwain Arceneaux	33.17	LA	7.5	3.5	307	128	440	29.09
4.	Keith Johnson	28.15	MO	7	4	324	133	440	30.23
5.	Lathan Dilger	31.74	NV	7	4	287	114	440	25.91
6.	Kurt Whaley	26.41	SD	5	6	289	95	440	21.59
7.	Rich Bialek	26.58	MN	4.5	6.5	328	135	440	30.68
8.	Stan Bialek	26.44	MN	4.5	6.5	280	121	440	27.50
9.	Stan Cummings	29.84	CA	4.5	6.5	236	83	440	18.86
10.	Mark Kaczmarek	29.06	NV	4	7	255	103	440	23.41
11.	Brian Fisher	30.00	OH	3	8	235	84	440	19.09
12.	Jeff Williams	28.43	CA	1	10	108	38	440	8.64

# Class Results




Senior Men D Monday, Jul 26 2021 5:00 PM (Rank: W/L - Rgr% - H2H - OvrAvg)

Pos	Name	Entry %	St	Won	Lost	Pts	Rgrs	Sh	R%
1.	Michael Nicosia	25.45	NV	11	2	334	137	520	26.35
2.	Dennis Mascher	24.66	OR	9	3	359	123	480	25.63
3.	Gerald Harris	21.69	WI	9	3	327	110	480	22.92
4.	Ed Brown	22.98	PA	8	3	332	128	440	29.09
5.	Russell Durham	23.83	CA	7	4	289	109	440	24.77
6.	Armando Lujan	22.66	CA	6	5	211	64	440	14.55
7.	George Peterson	18.58	MN	5	6	258	86	440	19.55
8.	Alan Ringo	21.13	OR	5	6	239	66	440	15.00
9.	Don Brown	23.67	NV	4	7	221	81	440	18.41
10.	Stewart Brown	20.12	ID	2	9	132	41	440	9.32
11.	David Spears	21.43	ID	2	9	148	35	440	7.95



Senior Men E Monday, Jul 26 2021 5:00 PM (Rank: W/L - Rgr% - H2H - OvrAvg)

Pos	Name	Entry %	St	Won	Lost	Pts	Rgrs	Sh	R%
1.	Ed May	15.94	CA	11	0	363	103	440	23.41
2.	David Sullivan	17.15	MO	9	2	315	91	440	20.68
3.	Tony Ballard	13.25	MT	7	4	291	101	440	22.95
4.	Michael Fonseca	13.67	LA	7	4	253	65	440	14.77
5.	Bret Davis	9.11	ID	7	4	239	62	440	14.09
6.	Kevin Weik	15.69	CT	7	4	229	49	440	11.14
7.	David Genet	18.36	IN	6	5	274	67	440	15.23
8.	David Skoglie	13.26	NV	4	7	224	67	440	15.23
9.	Randy Werk	18.14	MN	3	8	184	65	440	14.77
10.	Carl Lincoln	9.65	TX	3	8	196	42	440	9.55
11.	Laurence Smith	12.27	CO	2	9	164	42	440	9.55
12.	Craig Lucas	9.60	MT	0	11	111	32	440	7.27



Elder A1 Monday, Jul 26 2021 8:00 AM (Rank: W/L - Rgr% - H2H - OvrAvg)

Pos	Name	Entry %	St	Won	Lost	Pts	Rgrs	Sh	R%
1.	Zane Goggin	75.82	GA	13	3	510	474	640	74.06
2.	Steve Denault	74.39	IL	12	4	433	435	640	67.97
3.	Roger Vogel	74.33	KS	11	4	405	447	600	74.50
4.	Benj Rains	76.15	UT	11	4	395	411	600	68.50
5.	James Cooper	71.25	TN	11	4	424	407	600	67.83
6.	Ronald LeGrand	70.13	MO	10	5	379	410	600	68.33
7.	Mike Massari	74.83	AZ	8	7	390	412	600	68.67
8.	Ron Womack	73.38	FL	8	7	384	373	600	62.17
9.	Jim Zimmerman	70.18	NC	7	8	367	396	600	66.00
10.	Delbert Fourman	68.12	OH	7	8	339	360	600	60.00
11.	Danny Patterson	70.33	TX	6	9	355	360	600	60.00
12.	Russ Phillips	76.88	WA	5	10	346	386	600	64.33
13.	Herschel Walters	68.09	IN	4	11	342	352	600	58.67
14.	Al Ross	80.00	OK	3	12	291	326	600	54.33
15.	Gary Wood	68.23	UT	3	12	255	286	600	47.67
16.	John Meyer	68.15	WI	2	13	237	330	600	55.00

# Class Results




World Prelims Elder A2 (Rank: W/L - Rgr% - H2H - OvrAvg)

Pos	Name	Entry %	St	Won	Lost	Pts	Rgrs	Sh	R%
1.	Bert Logsdon	64.96	IA	14	1	522	399	600	66.50
2.	Paul Littlefield	63.14	IL	13	2	511	355	600	59.17
3.	Gregg Craven	62.74	MO	11	4	437	331	600	55.17
4.	Bob Swain	65.58	AZ	10	5	482	368	600	61.33
5.	Galen Dewitt	62.47	AZ	9	6	440	336	600	56.00
6.	Dennis Reid	64.53	IL	9	6	452	333	600	55.50
7.	Terry Brown	59.28	AL	9	6	414	296	600	49.33
8.	Barry Chapelle	55.85	OR	8.5	6.5	408	269	600	44.83
9.	Clip Connin	56.13	MI	7.5	7.5	393	293	600	48.83
10.	Steve Lopez	54.77	AZ	7	8	417	297	600	49.50
11.	Tom Routh	63.62	TX	6	9	439	300	600	50.00
12.	Jim Dority	56.15	OR	5	10	381	309	600	51.50
13.	Brad Heth	55.66	MN	5	10	349	291	600	48.50
14.	Butch/Everett White	55.36	MT	4	11	314	262	600	43.67
15.	Jose Duran	54.63	CO	2	13	297	246	600	41.00
16.	Coy Halsted	56.95	OR	0	15	193	166	600	27.67



World Prelims Elder B1 (Rank: W/L - Rgr% - H2H - OvrAvg)

Pos	Name	Entry %	St	Won	Lost	Pts	Rgrs	Sh	R%
1.	Tony Spada	53.48	CA	13	4	553	328	680	48.24
2.	Harold Holbrook	51.50	NV	11	5	490	349	640	54.53
3.	Tommy Antone	53.44	NM	11	5	492	326	640	50.94
4.	Bruce Reid	54.06	AZ	10.5	4.5	480	290	600	48.33
5.	Kenneth Kiefer	50.83	IL	9	6	459	299	600	49.83
6.	Jerry Woodworth	53.75	TX	9	6	388	288	600	48.00
7.	John Garcia	54.03	CA	9	6	462	285	600	47.50
8.	Roy Callaway	53.23	UT	8.5	6.5	429	295	600	49.17
9.	John Allison	53.42	TX	8.5	6.5	375	258	600	43.00
10.	Hal Griswold	53.68	CA	7	8	336	236	600	39.33
11.	Robert Bowser	53.43	IL	6	9	431	290	600	48.33
12.	Larry Chaney	53.50	CO	5	10	406	285	600	47.50
13.	Gil Tournour	53.24	CA	5	10	362	241	600	40.17
14.	Earl Romine	51.62	KS	4	11	323	266	600	44.33
15.	Glenn King	51.04	OK	4	11	349	221	600	36.83
16.	Ricky Whisenhunt	51.30	TX	1.5	13.5	302	207	600	34.50



World Prelims Elder B2 (Rank: W/L - Rgr% - H2H - OvrAvg)

Pos	Name	Entry %	St	Won	Lost	Pts	Rgrs	Sh	R%
1.	Lester Krull	47.33	IN	14	1	581	307	600	51.17
2.	Robert Moulin	47.27	FL	12	3	552	295	600	49.17
3.	Reggie Crumes	47.65	IA	11	4	502	287	600	47.83
4.	Ken Kramer	49.39	OH	10.5	4.5	464	262	600	43.67
5.	Johnny Wilhelmsen	49.85	FL	10	5	529	292	600	48.67
6.	Bob Klingaman	46.32	WI	10	5	465	257	600	42.83
7.	Waldo Burnham	48.97	UT	9	6	499	280	600	46.67
8.	Rick Della Santina	49.03	CA	8	7	389	265	600	44.17
9.	Bob Paschen	50.14	IN	7.5	7.5	376	206	600	34.33
10.	Larry Brown	48.05	MO	7	8	382	219	600	36.50
11.	Jim Newboles	47.10	KS	7	8	347	201	600	33.50
12.	Skip Hills	46.57	IA	5	10	359	168	600	28.00
13.	Michael Taylor	48.21	PA	4	11	317	199	600	33.17
14.	Brooks Symank	50.78	TX	3	12	179	145	600	24.17
15.	Charles Moppin	50.62	AR	2	13	89	55	200	27.50



# Class Results



World Prelims Elder C1 (Rank: W/L - Rgr% - H2H - OvrAvg)

Pos	Name	Entry %	St	Won	Lost	Pts	Rgrs	Sh	R%
1.	Bob Murray	45.28	OR	13	2	525	288	600	48.00
2.	Robert Red Shirt	45.79	SD	11.5	3.5	514	288	600	48.00
3.	Mel Yockstick	43.68	CO	11	4	531	295	600	49.17
4.	Dave Cooper	46.25	CO	11	4	474	283	600	47.17
5.	Barney Bell	44.17	KS	10	5	539	277	600	46.17
6.	Larry Best	41.90	IL	9	6	401	225	600	37.50
7.	George Green	45.47	AZ	8	7	380	243	600	40.50
8.	Jerald Hagen	44.82	ND	8	7	367	236	600	39.33
9.	Dennis Andersen	41.69	NV	7.5	7.5	374	246	600	41.00
10.	Jerry Talley	42.16	AZ	7	8	373	255	600	42.50
11.	Dick Goodrich	46.20	OR	7	8	366	223	600	37.17
12.	Jerry Morgan	45.68	KS	6	9	365	229	600	38.17
13.	Robert Chubinsky	41.83	AZ	5.5	9.5	392	244	600	40.67
14.	James Parr	43.14	CA	3.5	11.5	320	192	600	32.00
15.	James Miller	46.19	TX	1	14	303	182	600	30.33
16.	Jon Harris	45.56	FL	1	14	257	157	600	26.17



Elder C2 Thursday, Jul 22 2021 8:00 AM (Rank: W/L - Rgr% - H2H - OvrAvg)

Pos	Name	Entry %	St	Won	Lost	Pts	Rgrs	Sh	R%
1.	Leo Laumbach	40.42	NM	14	2	626	327	640	51.09
2.	Chuck Garrison	39.85	AL	14	3	556	326	680	47.94
3.	Roger Slaughter	40.16	CA	13	3	574	307	640	47.97
4.	Fred Gross	39.16	IN	11	4	524	307	600	51.17
5.	John Wemhoff	37.64	NE	10	5	434	232	600	38.67
6.	John Demello	37.97	CA	9	6	401	235	600	39.17
7.	Nick Nicholson	38.79	WA	8	7	365	177	600	29.50
8.	Fred Shepard	39.06	CO	7	8	387	207	600	34.50
9.	Mike Wood	39.56	IL	6.5	8.5	378	223	600	37.17
10.	Jerry Smith	41.01	CA	6.5	8.5	379	213	600	35.50
11.	Pat Wemhoff	38.15	NE	6	9	376	216	600	36.00
12.	Steve Harman	40.78	AZ	4.5	10.5	374	184	600	30.67
13.	Vic Magnus	41.19	WA	4	11	369	200	600	33.33
14.	Pep Plummer	39.62	ID	4	11	337	183	600	30.50
15.	Ronald Smith	41.45	LA	2.5	12.5	286	159	600	26.50
16.	Homer Cain	38.53	OK	2	13	271	152	600	25.33



Elder D1 Thursday, Jul 22 2021 8:00 AM (Rank: W/L - Rgr% - H2H - OvrAvg)

Pos	Name	Entry %	St	Won	Lost	Pts	Rgrs	Sh	R%
1.	Richard Robbins	37.54	CA	12.5	2.5	480	267	600	44.50
2.	Steve McGrath	36.85	CA	10.5	4.5	472	228	600	38.00
3.	Roy Stallsmith	36.71	NM	10.5	4.5	397	207	600	34.50
4.	Joseph Montoya	35.77	CO	10	5	407	211	600	35.17
5.	Leo Rundell	35.94	WY	9	6	423	228	600	38.00
6.	Gerry Hutchcraft	36.63	CO	9	6	418	201	600	33.50
7.	Doug Palmer	36.81	ID	9	6	419	201	600	33.50
8.	George Cox	37.53	OR	9	6	408	193	600	32.17
9.	Allen Hurley	35.25	KS	8.5	6.5	387	219	600	36.50
10.	Joe Looney	36.67	OR	7.5	7.5	375	205	600	34.17
11.	Vine Marks	35.43	SD	6	9	401	172	600	28.67
12.	Joe Starika	35.31	AZ	6	9	314	135	600	22.50
13.	Ty Frazier	37.00	AZ	5	10	322	170	600	28.33
14.	Bob Molnar	37.03	OH	4.5	10.5	312	160	600	26.67
15.	Emmett Jones	37.50	AZ	3	12	285	159	560	28.39

# Class Results



Elder D2 Thursday, Jul 22 2021 8:00 AM (Rank: W/L - Rgr% - H2H - OvrAvg)

Pos	Name	Entry %	St	Won	Lost	Pts	Rgrs	Sh	R%
1.	Mike Oberlander	34.67	CA	11	2	422	208	520	40.00
2.	Brady Craven	35.16	MO	10	3	407	222	520	42.69
3.	Craig Smith	33.28	WY	10	3	387	208	520	40.00
4.	Casey Montoya	34.36	CO	8.5	4.5	348	165	520	31.73
5.	Bruce Wattenburger	34.38	AZ	8	5	357	193	520	37.12
6.	Alex Carson	32.66	AZ	8	5	300	167	520	32.12
7.	Ken Rodenberg	33.24	CO	8	5	325	158	520	30.38
8.	Ray Carpenter	34.15	ID	6.5	6.5	287	163	520	31.35
9.	Ken Jose	33.90	NV	6	7	262	130	520	25.00
10.	Mike Anderson	35.00	CA	5	8	298	163	520	31.35
11.	George Davis	33.56	CA	5	8	316	160	520	30.77
12.	John Setzer	32.95	MO	4	9	257	141	520	27.12
13.	Lee Watkins	33.75	IL	0	13	0	0	0	0.00
14.	Jerry Timms	33.23	CA	0	13	0	0	0	0.00

Elder E1 Thursday, Jul 22 2021 8:00 AM (Rank: W/L - Rgr% - H2H - OvrAvg)



Pos	Name	Entry %	St	Won	Lost	Pts	Rgrs	Sh	R%
1.	Everett Glenn	31.00	KS	12.5	3.5	592	224	640	35.00
2.	Jerry R. Dugan	29.72	KS	11.5	4.5	474	213	640	33.28
3.	Meredith Kahrig	31.23	OH	10.5	4.5	479	214	600	35.67
4.	Steve Berning	31.75	SD	10	5	485	206	600	34.33
5.	Harold Boden	31.57	IA	8	7	410	161	600	26.83
6.	Tom Steinke	31.47	WI	8	7	395	150	600	25.00
7.	Bill Terry	31.74	CA	8	7	376	143	600	23.83
8.	Larry Garcia	28.75	AZ	8	7	330	118	600	19.67
9.	Kevin Brekke	32.30	WI	7.5	7.5	442	191	600	31.83
10.	Joe Adams	31.04	OH	7	8	367	169	600	28.17
11.	John Barney	32.50	AZ	7	8	345	145	600	24.17
12.	Albert Dale Maldonado	29.74	CO	6	9	363	157	600	26.17
13.	Bob Miller	29.33	UT	5	10	335	137	600	22.83
14.	Richard Mattsen	31.34	OR	5	10	308	120	600	20.00
15.	Joe Aldana	28.82	CA	5	10	304	117	600	19.50
16.	Richard Szabo	31.03	FL	2	13	258	113	600	18.83



Elder E2 Thursday, Jul 22 2021 8:00 AM (Rank: W/L - Rgr% - H2H - OvrAvg)

Pos	Name	Entry %	St	Won	Lost	Pts	Rgrs	Sh	R%
1.	Larry Pertuit	27.42	LA	12	3	392	164	600	27.33
2.	Berditte Finton	28.55	SD	11	4	405	181	600	30.17
3.	Tom Shuman	26.60	WY	11	4	437	176	600	29.33
4.	Marvin Dirks	26.17	IA	11	4	378	132	600	22.00
5.	Dave Gibson	25.31	UT	10	5	361	138	600	23.00
6.	Chuck Sandberg	25.75	WY	9	6	396	187	600	31.17
7.	Terry Cuthbertson	28.61	KS	9	6	372	169	600	28.17
8.	Jim Lilley	27.14	KS	8.5	6.5	325	122	600	20.33
9.	Chuck Poole	26.20	GA	8	7	405	148	600	24.67
10.	Herb Milbourn	26.64	WA	8	7	340	126	600	21.00
11.	Don Ashford	25.91	UT	7	8	338	142	600	23.67
12.	Garry Jackson	26.61	OK	6	9	347	124	600	20.67
13.	Chris Ogden	27.08	FL	4.5	10.5	327	109	600	18.17
14.	Laurence Henry	28.00	CA	4	11	253	123	600	20.50
15.	John Welty	26.00	CA	0	15	0	0	0	0.00

# Class Results



Elder F1 Monday, Jul 19 2021 5:00 PM (Rank: W/L - Rgr% - H2H - OvrAvg)

Pos	Name	Entry %	St	Won	Lost	Pts	Rgrs	Sh	R%
1.	Larry Auchoberry	24.82	NV	10.5	2.5	355	132	520	25.38
2.	Randy Hill	25.25	OR	10	3	383	120	520	23.08
3.	Albert Adams	23.86	OR	9	4	305	115	520	22.12
4.	Vince Park	24.04	Ut	9	4	369	110	520	21.15
5.	Dee Workman	24.83	UT	8.5	4.5	358	101	520	19.42
6.	Guy Fish	22.88	NE	7.5	5.5	345	114	520	21.92
7.	Stephen Marlow	23.89	OR	7	6	309	99	520	19.04
8.	Charles Knotts	23.83	NM	7	6	290	87	520	16.73
9.	Johnnie Stallings	23.59	NC	6	7	273	97	520	18.65
10.	Geno Dawson	24.23	NV	5.5	7.5	257	65	520	12.50
11.	Elmer Grove	24.69	OK	5	8	321	104	520	20.00
12.	Ernie Ellermann Jr	24.85	MO	3	10	283	99	520	19.04
13.	Kermit Greer	24.29	MD	3	10	174	42	520	8.08



Elder F2 Monday, Jul 19 2021 5:00 PM (Rank: W/L - Rgr% - H2H - OvrAvg)

Pos	Name	Entry %	St	Won	Lost	Pts	Rgrs	Sh	R%
1.	Larry Brabec	20.50	MN	13.5	1.5	515	173	600	28.83
2.	Phillip Rodenberg	20.77	MN	13	2	508	165	600	27.50
3.	Ted Taylor	18.20	ND	12	3	425	140	600	23.33
4.	Tommy Bruno	21.64	CA	11.5	3.5	404	144	600	24.00
5.	Don Gore	21.92	NV	11.5	3.5	426	120	600	20.00
6.	Phil Molloy	22.36	GA	8	7	387	124	600	20.67
7.	Richard A. Johnson	18.48	TX	7.5	7.5	338	107	600	17.83
8.	Richard Stacey	18.97	CA	7	8	346	117	600	19.50
9.	Lawrence Workman	20.32	NV	7	8	324	117	600	19.50
10.	David Everitt	18.62	NJ	7	8	342	101	600	16.83
11.	Robert Knabe	22.19	KS	6	9	338	119	600	19.83
12.	Dale Grunzke	21.00	MN	6	9	325	92	600	15.33
13.	James Bond	21.79	CO	4	11	276	85	600	14.17
14.	David Stanway	21.04	MO	3	12	292	102	600	17.00
15.	Bob Mitchell	20.28	MO	3	12	225	78	600	13.00
16.	John Strong	18.75	NE	0	15	128	39	600	6.50



Elder G1 Monday, Jul 19 2021 5:00 PM (Rank: W/L - Rgr% - H2H - OvrAvg)

Pos	Name	Entry %	St	Won	Lost	Pts	Rgrs	Sh	R%
1.	Kevin Smith	16.09	CA	10	2	343	126	480	26.25
2.	Rick Smith Sr	15.83	AR	9	3	360	103	400	25.75
3.	Charles Beeson	14.45	NE	8	3	260	75	440	17.05
4.	Dennis Houston	17.37	NV	7.5	3.5	304	95	440	21.59
5.	Gene Wertman	17.95	WA	7	4	282	88	440	20.00
6.	Johney Vanderburg	17.86	OK	6.5	4.5	217	54	440	12.27
7.	Bob Bloss Jr	14.48	MO	6	5	198	53	440	12.05
8.	Dale Stromberg	15.59	CO	5	6	209	60	440	13.64
9.	Robert W Trank	17.69	NY	4	7	180	34	440	7.73
10.	Steve Skinner	15.94	CA	3	8	143	19	440	4.32
11.	Allen Baumgartle	16.25	CO	1	10	127	16	440	3.64
12.	Jim Petersen	15.49	OR	0	11	0	0	0	0.00



# Class Results



Elder G2 Monday, Jul 19 2021 5:00 PM (Rank: W/L - Rgr% - H2H - OvrAvg)

Pos	Name	Entry %	St	Won	Lost	Pts	Rgrs	Sh	R%
1.	Wayne Goers	11.72	IL	7	2	236	66	360	18.33
2.	Jim Quist	13.91	WA	6	3	236	77	360	21.39
3.	Jack Prien	10.18	NV	6	3	193	47	360	13.06
4.	George Chichura	7.68	MO	6	3	187	36	360	10.00
5.	John Franko	12.84	OH	5.5	3.5	233	54	360	15.00
6.	Leroy Whittle	9.33	CA	5.5	3.5	202	50	360	13.89
7.	Donovan Floming	7.08	IL	4	5	170	38	360	10.56
8.	Roger R Chase	14.00	NY	4	5	180	37	360	10.28
9.	Gene Alley	7.97	CO	1	8	87	18	360	5.00
10.	Steve Ellis	12.86	UT	0	9	76	24	360	6.67



**Winnemucca Event Center...Site of the 2021 World Horseshoe Prelim Tournament  
and  
2021 World Championship Horseshoe Pitching Tournament**